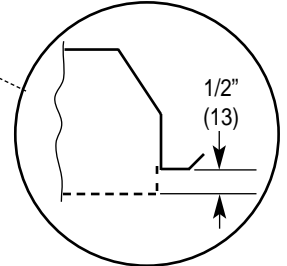
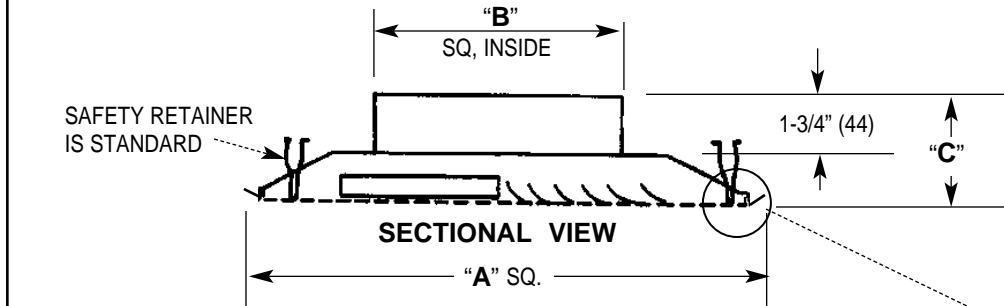
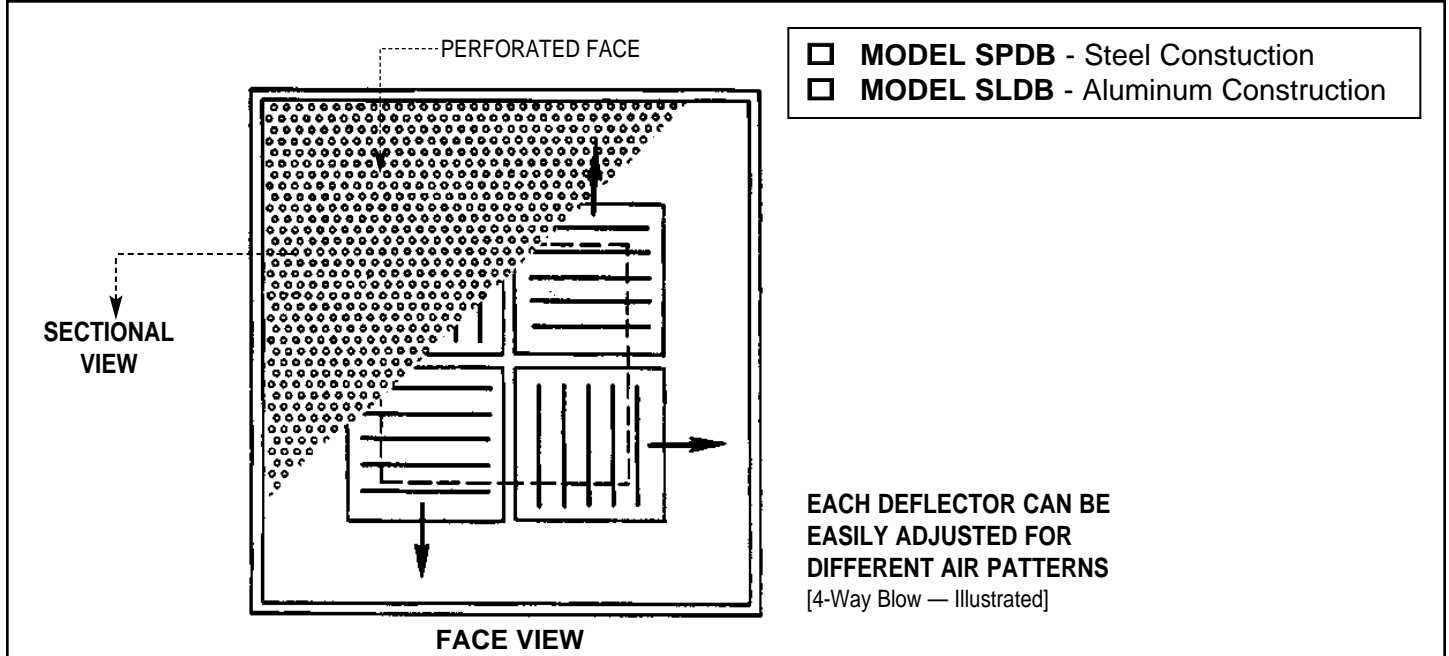


Imperial [IP] Dimensions
Metric (SI) in Parentheses

CARNES COMPANY 448 S. Main St., P. O. Box 930040, Verona, WI 53593-0040 Phone: (608)845-6411 Fax: (608)845-6504 www.carnes.com



DIMENSIONS LISTED IN INCHES (Millimeters)					
Model Number	Options		A	B	C
	Drop Face	Alum. Face			
SL/SPDB 114	06 08	N/A	A	6x6 (152x152) 8x8 (203x203)	3 (76)
SL/SPDB 222	06	D	A	6x6 (152x152)	3-1/4 (83)
	08			8x8 (203x203)	
	10			10x10 (254x254)	
	12			12x12 (305x305)	
	14			14x14 (356x356)	
	16			16x16 (406x406)	
	18			18x18 (457x457)	

Notes:
 1. Model SLEB with 24 x 24 (610 x 610) face not available in surface mount (Frame style #2). For surface mount use T-bar model KXFA auxiliary frame.
 2. Standard finish #01 white electrocoat enamel.