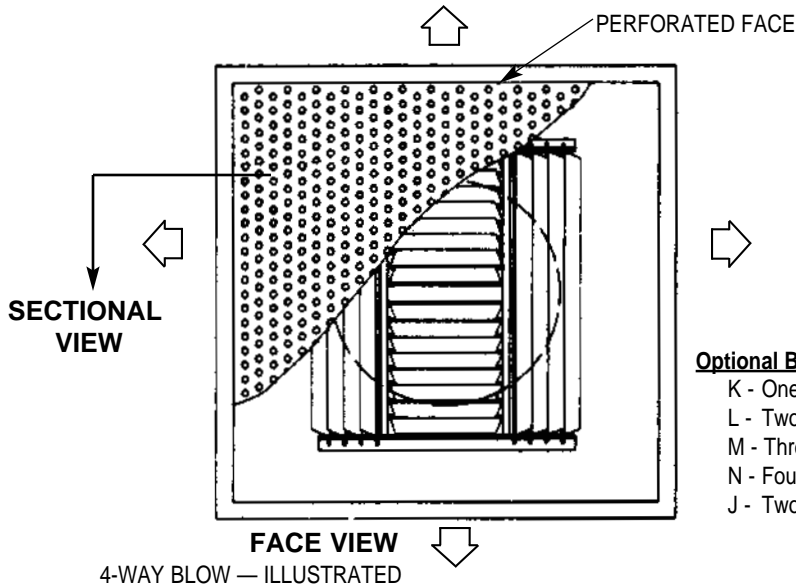


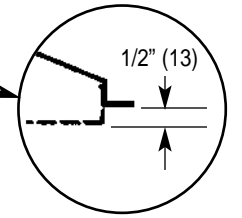
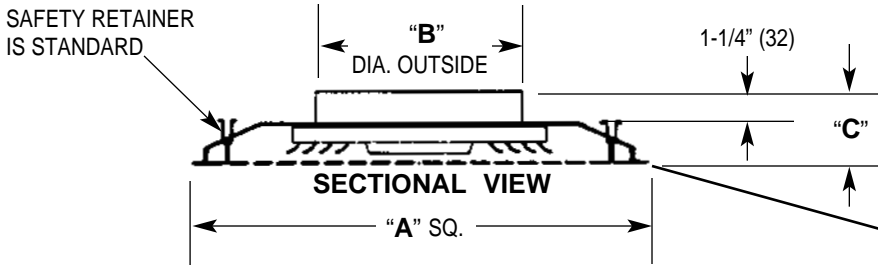
Imperial [IP] Dimensions
Metric (SI) in Parentheses

CARNES COMPANY 448 S. Main St., P. O. Box 930040, Verona, WI 53593-0040 Phone: (608)845-6411 Fax: (608)845-6504 www.carnes.com

- MODEL SPFC - Steel Construction
- MODEL SLFC - Aluminum Construction



- Optional Blow Patterns:**
- K - One Way
 - L - Two Way Opposite
 - M - Three Way
 - N - Four Way (Standard)
 - J - Two Way Corner



DIMENSIONS LISTED IN INCHES (Millimeters)					
Model Number	Options		A	B	C
	Drop Face	Alum. Face			
SL/SPFC 114	05			4-7/8 (124)	
	06	N/A	A	5-7/8 (149)	2-1/2 (64)
	07			6-7/8 (175)	
	08			7-7/8 (200)	
SL/SPFC 224	05			D	
	06	5-7/8 (149)			
	07	6-7/8 (175)			
	08	7-7/8 (200)			
	10	9-7/8 (251)			
	12	11-7/8 (302)			
	14	13-7/8 (352)			
	16	15-7/8 (403)			

Note: Standard Finish #01 White Electrocoat Enamel.