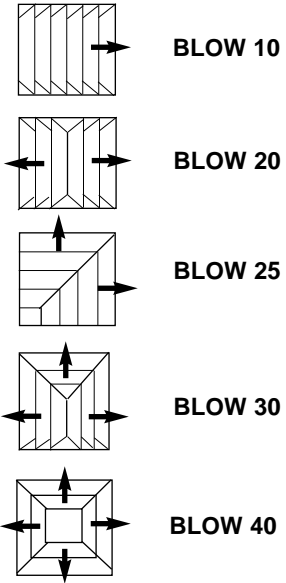


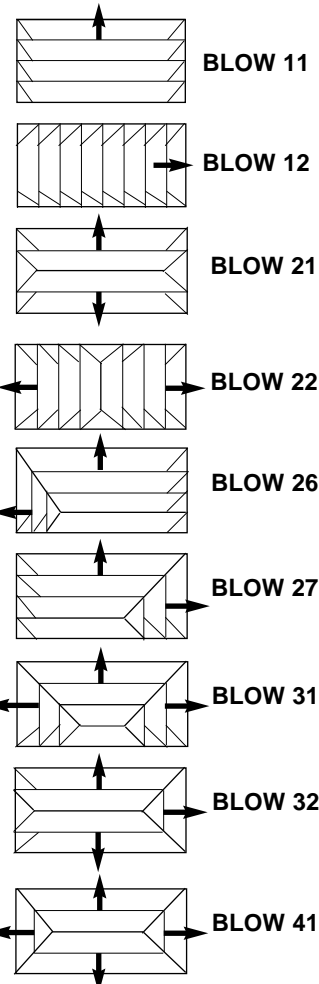
IP (English) Units
SI [Metric] Units on Reverse

CARNES COMPANY 448 S. Main St., P. O. Box 930040, Verona, WI 53593-0040 Phone: (608)845-6411 Fax: (608)845-6504 www.carnes.com

SQUARE

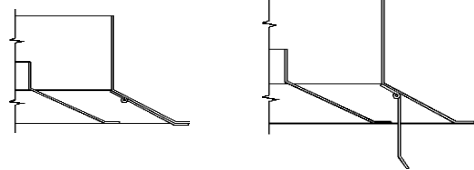


RECTANGULAR



ADJUSTMENT

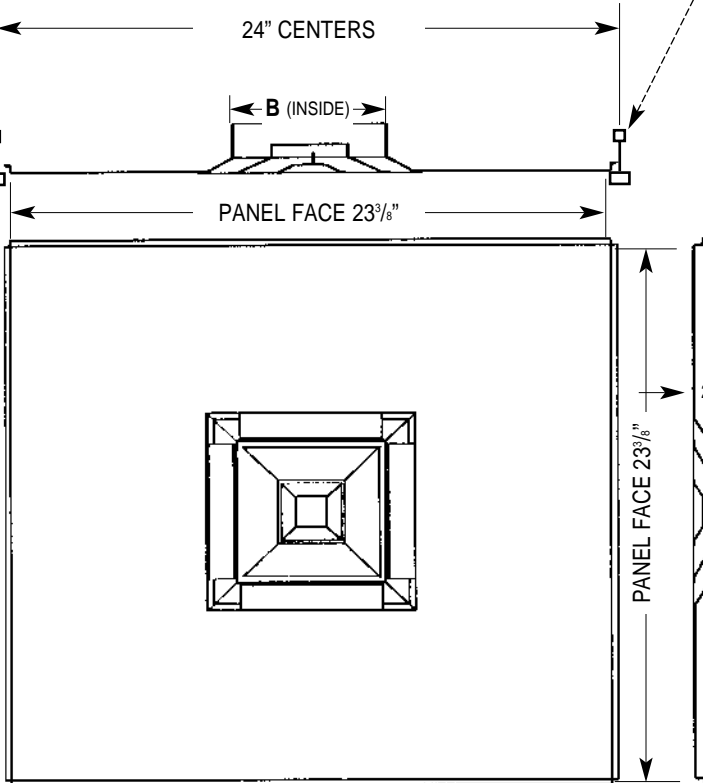
HORIZONTAL AIR FLOW VERTICAL AIR FLOW



24" CENTERS

B (INSIDE)

PANEL FACE 23 3/8"



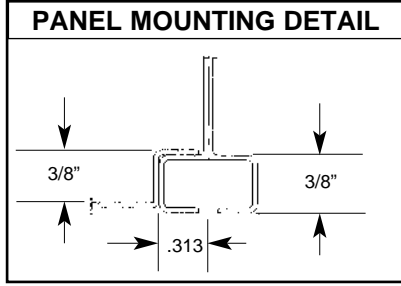
PANEL FACE 23 3/8"

2-3/16"

1-1/2"

A (INSIDE)

PANEL MOUNTING DETAIL



DIMENSIONS LISTED IN INCHES

Inlet Size A x B	Inlet Size A x B	Inlet Size A x B	Inlet Size A x B	Inlet Size A x B	Inlet Size A x B
6 x 6	6 x 9	6 x 12	6 x 15	6 x 18	6 x 21
	9 x 9	9 x 12	9 x 15	9 x 18	9 x 21
		12 x 12	12 x 15	12 x 18	12 x 21
			15 x 15	15 x 18	15 x 21
				18 x 18	18 x 21
					21 x 21

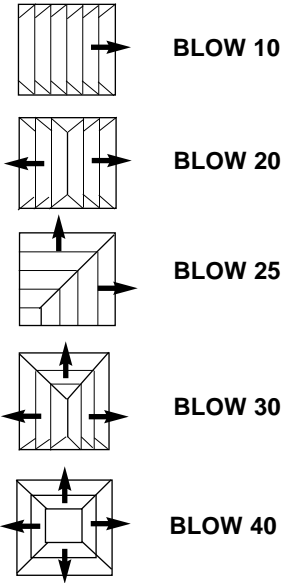
Remember that
Dimensions A & B are the
inside dimensions of the inlet.
The inlet is sized to fit over
the duct.

"DONN" and "FINELINE" are registered trademarks of USG Interiors, Inc.

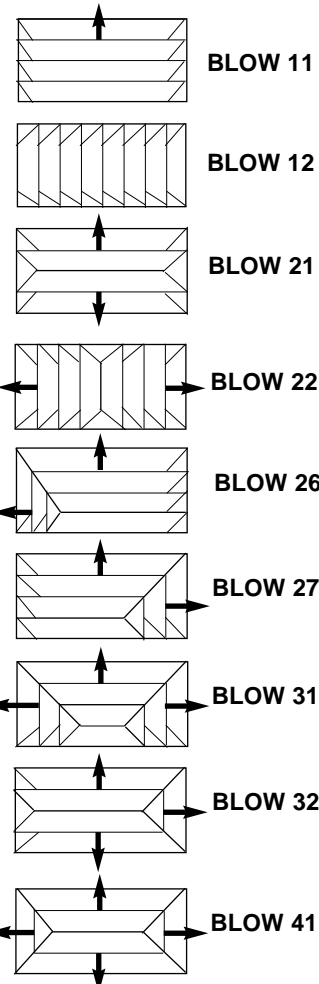
SI [Metric] Units
IP (English) Units on Reverse

CARNES COMPANY 448 S. Main St., P. O. Box 930040, Verona, WI 53593-0040 Phone: (608)845-6411 Fax: (608)845-6504 www.carnes.com

SQUARE

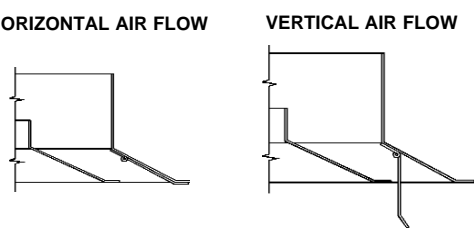


RECTANGULAR



ADJUSTMENT

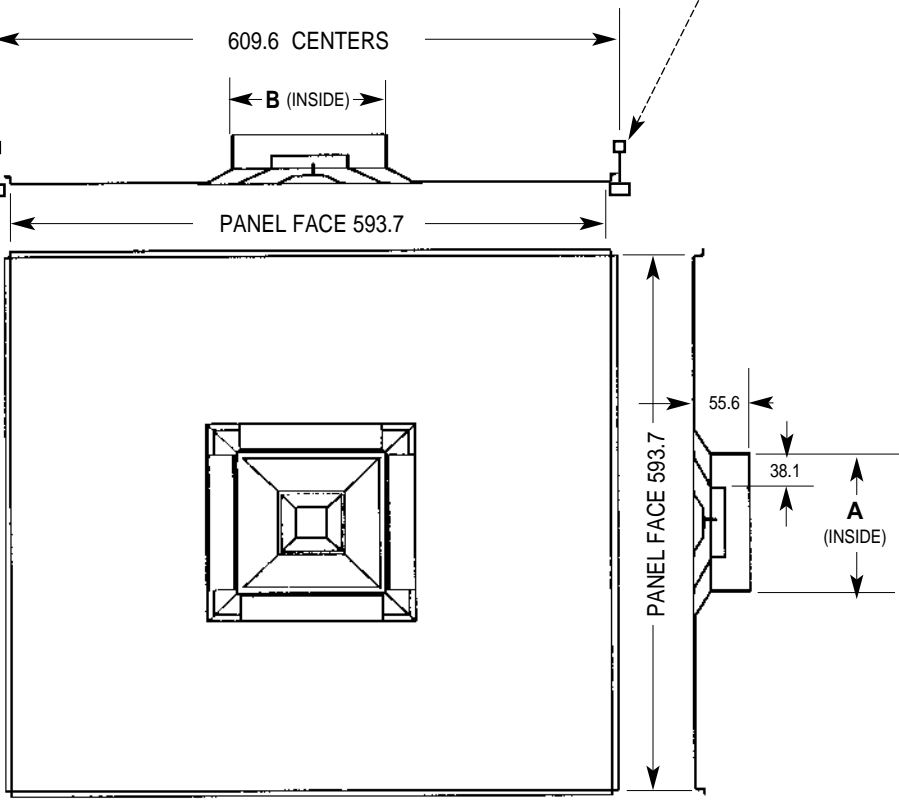
HORIZONTAL AIR FLOW VERTICAL AIR FLOW



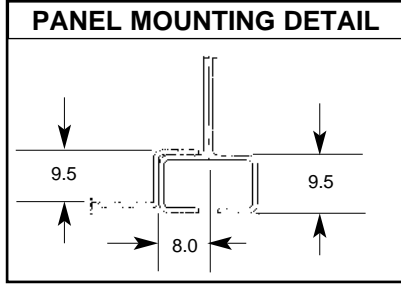
609.6 CENTERS

B (INSIDE)

PANEL FACE 593.7



PANEL MOUNTING DETAIL



DIMENSIONS LISTED IN MILLIMETERS

Inlet Size A x B	Inlet Size A x B	Inlet Size A x B	Inlet Size A x B	Inlet Size A x B	Inlet Size A x B
152 x 152	152 x 229	152 x 305	152 x 381	152 x 457	152 x 533
	229 x 229	229 x 305	229 x 381	229 x 457	229 x 533
		305 x 305	305 x 381	305 x 457	305 x 533
			381 x 381	381 x 457	381 x 533
				457 x 457	457 x 533
					533 x 533

Remember that
Dimensions A & B are the
inside dimensions of the inlet.
The inlet is sized to fit over
the duct.

"DONN" and "FINELINE" are registered trademarks of USG Interiors, Inc.