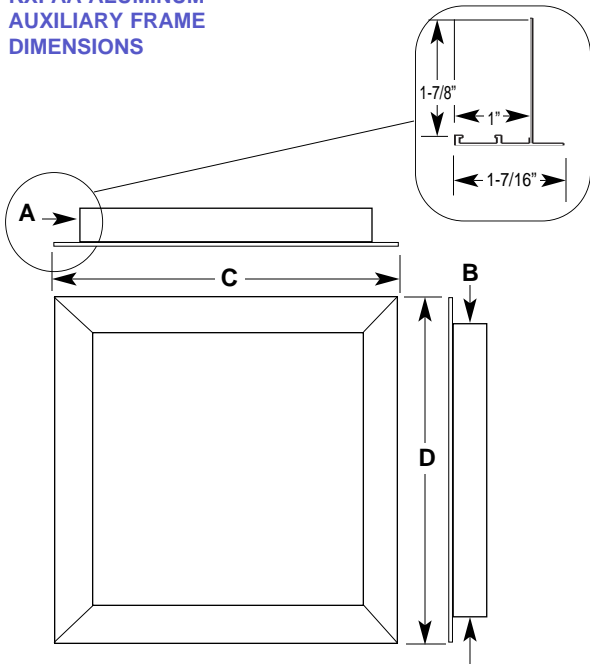


Auxiliary Frames



KXFAA ALUMINUM AUXILIARY FRAME DIMENSIONS



NOTE: Recommended Ceiling Opening is A + 1/4" x B + 1/4"

Frames To Fit Miscellaneous Square and Rectangular Diffusers

To Fit This Diffuser . . .	Order This Aluminum Frame				
Various Types	Model	A	B	C	D
SKEA, SEEA, SMEA SFTA, SFAB, SJTB, SATA, SFTB, SP and SL Series	KXFAA 1212	12	12	14-1/8	14-1/8
	KXFAA 1224	12	24	14-1/8	26-1/8
	KXFAA 1248	12	48	14-1/8	50-1/8
	KXFAA 2424	24	24	26-1/8	26-1/8
	KXFAA 2448	24	48	26-1/8	50-1/8

Frames To Fit Fixed Position Diffusers DFSA, DFRA

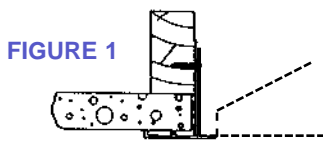
To Fit This Diffuser . . .	Order This Aluminum Frame					
One Slot, One Way	Model	A	B	C	D	
DFS (or R) A _ 24 11	KXFAAS1 24	2-3/32	24	4-7/32	26-1/8	
	KXFAAS1 30	2-3/32	30	4-7/32	32-1/8	
	KXFAAS1 48	2-3/32	48	4-7/32	50-1/8	
	KXFAAS1 60	2-3/32	60	4-7/32	62-1/8	
Two Slots, One Way	Model	A	B	C	D	
	DFS (or R) A _ 24 21	KXFAAS2 24	3-23/32	24	5-7/32	26-1/8
	KXFAAS2 30	3-23/32	30	5-7/32	32-1/8	
	KXFAAS2 48	3-23/32	48	5-7/32	50-1/8	
KXFAAS2 60	3-23/32	60	5-7/32	62-1/8		
Two Slots, Two Way	Model	A	B	C	D	
	DFS (or R) A _ 24 22	KXFAAD2 24	4-9/32	24	6-13/32	26-1/8
	KXFAAD2 30	4-9/32	30	6-13/32	32-1/8	
	KXFAAD2 48	4-9/32	48	6-13/32	50-1/8	
KXFAAD2 60	4-9/32	60	6-13/32	62-1/8		
Three Slots, One Way	Model	A	B	C	D	
	DFS (or R) A _ 24 31	KXFAAS3 24	5-9/32	24	7-13/32	26-1/8
	KXFAAS3 30	5-9/32	30	7-13/32	32-1/8	
	KXFAAS3 48	5-9/32	48	7-13/32	50-1/8	
KXFAAS3 60	5-9/32	60	7-13/32	62-1/8		
Three Slots, Two Way	Model	A	B	C	D	
	DFS (or R) A _ 24 32	KXFAAD3 24	5-27/32	24	7-31/32	26-1/8
	KXFAAD3 30	5-27/32	30	7-31/32	32-1/8	
	KXFAAD3 48	5-27/32	48	7-31/32	50-1/8	
KXFAAD3 60	5-27/32	60	7-31/32	62-1/8		
Four Slots, Two Way	Model	A	B	C	D	
	DFS (or R) A _ 24 42	KXFAAD4 24	7-11/32	24	9-15/32	26-1/8
	KXFAAD4 30	7-11/32	30	9-15/32	32-1/8	
	KXFAAD4 48	7-11/32	48	9-15/32	50-1/8	
KXFAAD4 60	7-11/32	60	9-15/32	62-1/8		

Frames To Fit Adjustable Position Diffusers, DASB, DARB, DAVB, DAHB & DANB

To Fit This Diffuser . . .	Order This Aluminum Frame					
One Slot	Model	A	B	C	D	
DAS (or H) B _ 24 A (or B,C) 1	KXFAAA1 24	2-31/32	24	5-3/32	26-1/8	
	KXFAAA1 30	2-31/32	30	5-3/32	32-1/8	
	KXFAAA1 36	2-31/32	36	5-3/32	38-1/8	
	KXFAAA1 48	2-31/32	48	5-3/32	50-1/8	
	KXFAAA1 60	2-31/32	60	5-3/32	62-1/8	
Two Slots	Model	A	B	C	D	
	DAS (or R, H,V,N) B _ 24 A (or B,C) 2	KXFAAA2 24	5-15/32	24	7-19/32	26-1/8
	KXFAAA2 30	5-15/32	30	7-19/32	32-1/8	
	KXFAAA2 36	5-15/32	36	7-19/32	38-1/8	
	KXFAAA2 48	5-15/32	48	7-19/32	50-1/8	
KXFAAA2 60	5-15/32	60	7-19/32	62-1/8		
Three Slots, 3/4" Slot Width	Model	A	B	C	D	
	DAR (or V) B _ 24 A3	KXFAAA3 24	5-15/32	24	7-19/32	26-1/8
	KXFAAA3 30	5-15/32	30	7-19/32	32-1/8	
	KXFAAA3 36	5-15/32	36	7-19/32	38-1/8	
	KXFAAA3 48	5-15/32	48	7-19/32	50-1/8	
KXFAAA3 60	5-15/32	60	7-19/32	62-1/8		
Three Slots, 1" Slot Width	Model	A	B	C	D	
	DAR (or V) B _ 24 B3	KXFAAA4 24	6-7/32	24	8-11/32	26-1/8
	KXFAAA4 30	6-7/32	30	8-11/32	32-1/8	
	KXFAAA4 36	6-7/32	36	8-11/32	38-1/8	
	KXFAAA4 48	6-7/32	48	8-11/32	50-1/8	
KXFAAA4 60	6-7/32	60	8-11/32	62-1/8		
Three Slots, 1 1/2" Slot Width	Model	A	B	C	D	
	DAR (or V) B _ 24 D3	KXFAAA5 24	7-23/32	24	9-27/32	26-1/8
	KXFAAA5 30	7-23/32	30	9-27/32	32-1/8	
	KXFAAA5 36	7-23/32	36	9-27/32	38-1/8	
	KXFAAA5 48	7-23/32	48	9-27/32	50-1/8	
KXFAAA5 60	7-23/32	60	9-27/32	62-1/8		
Four Slots, 3/4" Slot Width	Model	A	B	C	D	
	DAR (or V) B _ 24 A4	KXFAAA6 24	7-5/32	24	9-9/32	26-1/8
	KXFAAA6 30	7-5/32	30	9-9/32	32-1/8	
	KXFAAA6 36	7-5/32	36	9-9/32	38-1/8	
	KXFAAA6 48	7-5/32	48	9-9/32	50-1/8	
KXFAAA6 60	7-5/32	60	9-9/32	62-1/8		
Four Slots, 1" Slot Width	Model	A	B	C	D	
	DAR (or V) B _ 24 B4	KXFAAA7 24	8-5/32	24	10-9/32	26-1/8
	KXFAAA7 30	8-5/32	30	10-9/32	32-1/8	
	KXFAAA7 36	8-5/32	36	10-9/32	38-1/8	
	KXFAAA7 48	8-5/32	48	10-9/32	50-1/8	
KXFAAA7 60	8-5/32	60	10-9/32	62-1/8		
Four Slots, 1 1/2" Slot Width	Model	A	B	C	D	
	DAR (or V) B _ 24 D4	KXFAAA8 24	10-5/32	24	12-9/32	26-1/8
	KXFAAA8 30	10-5/32	30	12-9/32	32-1/8	
	KXFAAA8 36	10-5/32	36	12-9/32	38-1/8	
	KXFAAA8 48	10-5/32	48	12-9/32	50-1/8	
KXFAAA8 60	10-5/32	60	12-9/32	62-1/8		

MOUNTING NOTES

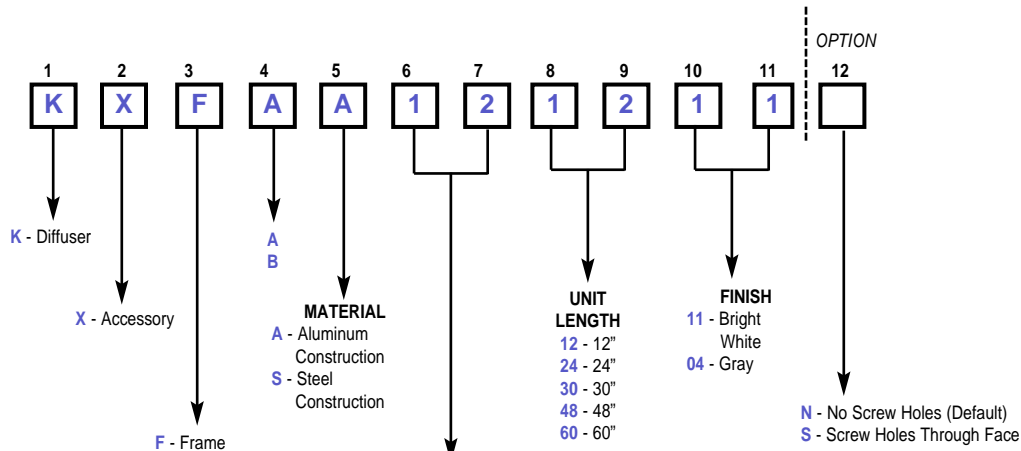
- Check to be sure that the ceiling structure will allow the frame to fit in between the joists. Extra framing work may be needed.
- Auxiliary Frame KXFA can be provided without screw holes in the face for installation using a frame member behind the ceiling (Figure 1 for mounting to wood and Figure 2 for sheet metal), or with screw holes in the frame face for attaching to the ceiling members (Figure 3).
- Auxiliary frames for use with fixed slot diffusers with two or more slots are provided with a T-bar to finish off the diffuser face where it would normally straddle the T-bar in a T-bar ceiling.
- Slot diffusers can be installed following these steps: 1-Remove the snap-in collar from the diffuser boot and slip the diffuser through the ceiling opening. 2-Reattach the inlet collar and attach the flex duct. 3-Install the auxiliary frame. 4-Reach through the face of the auxiliary frame and position the diffuser on the frame.
- Recommended ceiling opening is **A +1/4" x B +1/4"**.



ORDERING NOTES

- When ordering adjustable slot diffusers with 2, 3 or 4 slots to be used with this frame, order model DARB.
- When ordering adjustable slot diffusers with 1 slot to be used with this frame, order model DASB.
- When screw holes are specified on the face, they are provided at no extra charge.
- Auxiliary frames for use with 2-way blow fixed slot diffusers (DFSA) are provided with a T-bar to finish off the diffuser face where it would normally straddle the T-bar ceiling application.

MODEL NUMBERING SYSTEM – AUXILIARY FRAMES



- UNIT TYPE OR WIDTH**
- A1 - Slot Diffuser, Adjustable, One Slot
 - A2 - Slot Diffuser, Adjustable, Two Slots
 - A3 - Slot Diffuser, Adjustable, Three Slots - 3/4" Wide Slot
 - A4 - Slot Diffuser, Adjustable, Three Slots - 1" Wide Slot
 - A5 - Slot Diffuser, Adjustable, Three Slots - 1-1/2" Wide Slot
 - A6 - Slot Diffuser, Adjustable, Four Slots - 3/4" Wide Slot
 - A7 - Slot Diffuser, Adjustable, Four Slots - 1" Wide Slot
 - A8 - Slot Diffuser, Adjustable, Four Slots - 1-1/2" Wide Slot
 - S1 - Slot Diffuser, One-Way Fixed, One Slot
 - S2 - Slot Diffuser, One-Way Fixed, Two Slots
 - S3 - Slot Diffuser, One-Way Fixed, Three Slots
 - D2 - Slot Diffuser, Two-Way Fixed, Two Slots
 - D3 - Slot Diffuser, Two-Way Fixed, Three Slots
 - D4 - Slot Diffuser, Two-Way Fixed, Four Slots
- 12 - 12" Nominal Width
24 - 24" Nominal Width