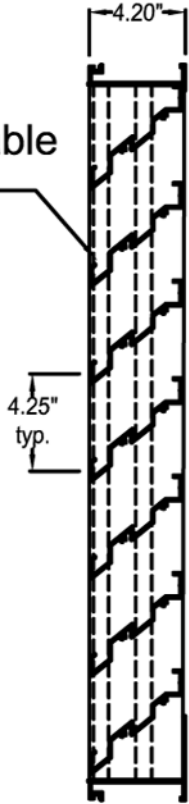


CARNES COMPANY, 448 S. Main St., P. O. Box 930040, Verona, WI 53593-0040 Phone: (608)845-6411 Fax: (608)845-6504 carnes@carnes.com



Double drainable blades

4.20"

4.25" typ.

Section View

Model FPMB
Standard Specifications

Frame: .081 extruded aluminum, 4.20" deep

Blades: .094 extruded aluminum positioned on a 39° angle on approximately 4.25" centers

Finish: mill aluminum (standard)

Screen: 3/4" x .051" flattened aluminum in removable frame. Screen is mounted as standard on inside (rear) as looking from exterior of building.

Maximum Panel Size: 84"w x 120"h or 120"w x 84"h

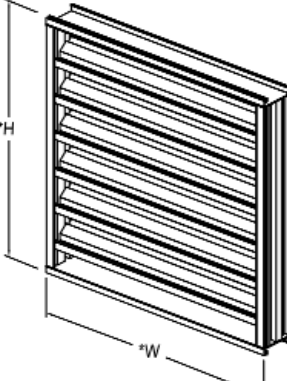
Minimum Panel Size: 9"w x 9"h

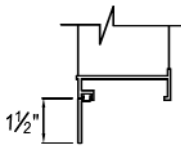
Note: Drainable blade louvers should be limited to 10' maximum section widths (no more than 10' between vertical downspouts) to enable the drainable design to function effectively.

Options (at additional cost)

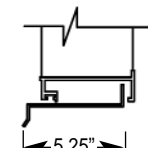
- Filter Racks
- Security Bars
- Special Shapes
- Variety of Screens
- Sub-Frames
- Selection of finishes; prime coat, kynar, baked enamel, clear and color anodize, epoxy and heresite

Consult Carnes for other special requirements.

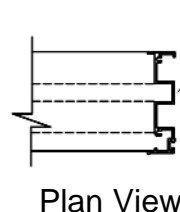




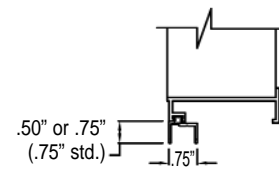
Flanged Frame
Optional



Extended Sill
Optional



Plan View



Glazing Adapter
Optional

*Width and height dimensions are approximately 1/4" under listed size.

Tag	Qty.	Size		Frame	Variations
		Width	Height		

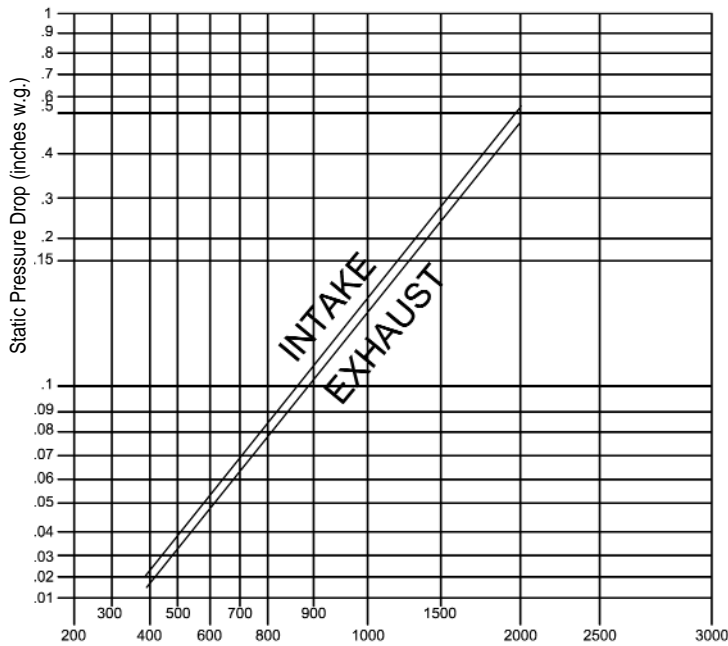
Project Arch./Engr. Representative	Location Contractor Date
---	---

Free Area in Square Feet

HEIGHT INCHES	WIDTH IN INCHES																		
	12	18	24	30	36	42	48	54	60	66	72	78	84	90	96	102	108	114	120
12	0.28	0.45	0.63	0.80	0.97	1.15	1.32	1.49	1.67	1.84	2.01	2.18	2.36	2.53	2.70	2.88	3.05	3.22	3.40
18	0.44	0.71	0.97	1.24	1.51	1.78	2.05	2.32	2.59	2.86	3.13	3.39	3.66	3.93	4.20	4.47	4.74	5.01	5.28
24	0.56	0.91	1.25	1.60	1.94	2.28	2.63	2.97	3.32	3.66	4.01	4.35	4.70	5.04	5.39	5.73	6.08	6.42	6.77
30	0.85	1.37	1.89	2.41	2.93	3.45	3.98	4.50	5.02	5.54	6.06	6.58	7.11	7.63	8.15	8.67	9.19	9.71	10.23
36	1.00	1.62	2.24	2.86	3.47	4.09	4.71	5.33	5.94	6.56	7.18	7.80	8.41	9.03	9.65	10.27	10.88	11.50	12.12
42	1.32	2.14	2.95	3.76	4.58	5.39	6.20	7.02	7.83	8.64	9.46	10.27	11.08	11.90	12.71	13.52	14.34	15.15	15.96
48	1.48	2.39	3.30	4.21	5.12	6.03	6.94	7.85	8.76	9.67	10.58	11.49	12.40	13.31	14.21	15.12	16.03	16.94	17.85
54	1.61	2.59	3.58	4.57	5.56	6.54	7.53	8.52	9.51	10.50	11.48	12.47	13.46	14.45	15.43	16.42	17.41	18.40	19.39
60	1.89	3.05	4.21	5.37	6.54	7.70	8.86	10.02	11.18	12.35	13.51	14.67	15.83	17.00	18.16	19.32	20.48	21.64	22.81
66	1.90	3.06	4.23	5.40	6.57	7.73	8.90	10.07	11.24	12.40	13.57	14.74	15.91	17.07	18.24	19.41	20.58	21.74	22.91
72	2.19	3.53	4.88	6.22	7.57	8.92	10.26	11.61	12.95	14.30	15.64	16.99	18.34	19.68	21.03	22.37	23.72	25.06	26.41
78	2.35	3.79	5.24	6.68	8.12	9.57	11.01	12.46	13.90	15.35	16.79	18.24	19.68	21.12	22.57	24.01	25.46	26.90	28.35
84	2.65	4.28	5.91	7.54	9.17	10.80	12.44	14.07	15.70	17.33	18.96	20.59	22.22	23.85	25.48	27.11	28.74	30.38	32.01
90	2.82	4.56	6.30	8.03	9.77	11.51	13.24	14.98	16.72	18.46	20.19	21.93	23.67	25.40	27.14	28.88	30.61	32.35	34.09
96	2.94	4.75	6.56	8.37	10.18	11.99	13.80	15.61	17.42	19.23	21.04	22.85	24.67	26.48	28.29	30.10	31.91	33.72	35.53
102	3.23	5.22	7.21	9.20	11.19	13.18	15.16	17.15	19.14	21.13	23.12	25.11	27.10	29.09	31.07	33.06	35.05	37.04	39.03
108	3.39	5.47	7.55	9.64	11.72	13.80	15.89	17.97	20.05	22.14	24.22	26.31	28.39	30.47	32.56	34.64	36.72	38.81	40.89
114	3.50	5.65	7.80	9.95	12.10	14.25	16.41	18.56	20.71	22.86	25.01	27.16	29.32	31.47	33.62	35.77	37.92	40.07	42.23
120	3.67	5.93	8.19	10.45	12.71	14.97	17.23	19.49	21.75	24.00	26.26	28.52	30.78	33.04	35.30	37.56	39.82	42.08	44.34

Beginning point of WATER PENETRATION is 1157 fpm
free area velocity at .01 oz. of water penetration

Pressure Drop



FREE AREA VELOCITY (FT/MIN)

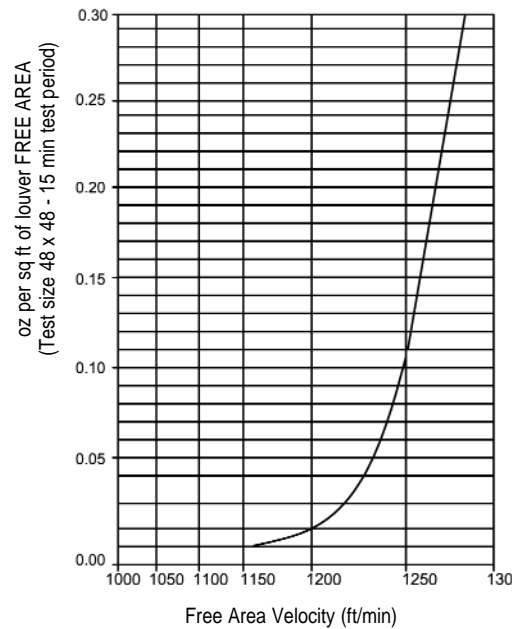
Standard air - .075 lbs per cu ft

Ratings do not include the effects of a wire birdscreen

Test based on a 48" x 48" test size, 15 min test duration

Water Penetration

Standard Air - .075lb/ft³



The Carnes Company certifies that the model FPMB/FTMB louver shown herein is licensed to bear the AMCA Seal. The ratings shown are based on tests and procedures performed in accordance with AMCA Publication 511 and comply with the requirements of the AMCA Certified Ratings Program. The AMCA Certified Ratings Seal applies to air performance ratings and water penetration ratings.